



FACILITATOR JOB AID EARTHQUAKE SCENARIO INJECTS

Use these injects during the exercise as desired to add challenges and stimulate additional discussion.

All injects cards are lettered. As instructed, place yellow cards on the board, and give green cards to team members. Look for symbols in the lower right corner of the video, during TAKE ACTION segments, as a guide to use each inject at an appropriate time.

The shapes are reminders to apply the injects as follows:



OPTIONAL

Use at your discretion.



MANDATORY

Use in sync with video.






MULTIPLE







Use multiple times.



SEQUENTIAL

Use in order.

CARD(S)	WHEN	CONDITIONS	INSTRUCTIONS
 NEWS CREW CALLING	Any time		<ol style="list-style-type: none"> 1. Give this card to the Shift Manager. 2. Instruct them to follow you to a location away from their teams. 3. Detain them for one minute. 4. You may allow them to discuss their responses to the reporter with each other now, or get their individual responses during the After-Action Review.
 SEC. OFCR. INJURED	Any time		Give this card to the Security Supervisor.
 HELICOPTER AVAILABLE	Any time after teams are well underway		<ol style="list-style-type: none"> 1. Give this card to the Shift Manager. 2. The Shift Manager may approach you at any time. 3. Negotiate as desired. Their request should reasonably fit in a helicopter and be practical to obtain. 4. Record responses for use in After-Action Review.

 AFTERSHOCK	When cued by video	Mandatory	<p>Cover Administration and Diesel Generator Buildings with board overlay (labeled ) to indicate these buildings have collapsed.</p> <p>Remove UNKNOWN CONDITIONS cards 11 and 12 from the board if they are still in place.</p> <p>Make sure the team situates any staff members inside the Diesel Generator and Administration Buildings on their sides, to indicate that they require rescue.</p>
 WATER SUPPLY STILL LEAKING	After Water Supply is discovered leaking, and again anytime thereafter		<p>Give one of the four cards to the Control Room Supervisor to indicate that water is still leaking from the Water Supply.</p> <p>Make sure the Control Room Supervisor moves the Water Supply Level down each time.</p>
 WAREHOUSE RESCUE	After Ed and Martin discovered at Warehouse	Before Ed and Martin are rescued	<p>Place this card under Ed and Martin at the Warehouse.</p> <p>Note: The video prompts participants to turn over this card.</p>
 CORE TEMP RISING (plus 3 other cards)	Late during Part 2	Steam Pressure Control is on, with RO on duty	<ol style="list-style-type: none"> 1. Place UPDATE NEEDED cards on Steam Pressure Control, Steam-Driven Turbine, and Assured Water Supply as indicated on the cards. Place any staff members in these rooms on top of the cards. 2. Distribute the CORE TEMP RISING card to the Control Room Supervisor.
 REACTOR OPERATOR RETURNS	Any time after Inject G	After G	<p>Give this card to the Control Room Supervisor.</p> <p>Make sure they restore the RO to the Control Room.</p>