



FACILITATOR JOB AID PLANE CRASH SCENARIO INJECTS

Use these injects during the exercise as desired to add challenges and stimulate additional discussion.

All injects cards are lettered. As instructed, give green cards to team members. Look for symbols in the lower right corner of the video, during TAKE ACTION segments, as a guide to use each inject at an appropriate time.

The shapes are reminders to apply the injects as follows:



OPTIONAL

Use at your discretion.







MANDATORY






Use in sync with video.



WATCH FOR CONDITIONS

Use according to team actions.

CARD(S)	WHEN	CONDITIONS	INSTRUCTIONS
 JET FUEL SAFETY DATA	<p style="text-align: center;">When cued by video</p>	<p style="text-align: center;">Mandatory</p>	<p>Give this card to the Unit Supervisor (as Fire Brigade leader) to provide critical information about the jet fuel hazard.</p>
 JET FUEL IGNITES!		<p>If Fire Brigade has not neutralized leaking jet fuel with foam, and one of the following occurs:</p> <ul style="list-style-type: none"> • team starts diesel or • any team member drives a vehicle over the leaking jet fuel (see UNKNOWN CONDITIONS cards 17-21) 	<p>Give this card to the Shift Manager and add the explosion overlay (labeled ) to the board over the crash area.</p> <p>Make sure teams remove any staff members inside the explosion area.</p>
 NRC HEADQUARTERS OPERATIONS OFFICER ASKS	<p style="text-align: center;">Any time (preferably early)</p>	<p style="text-align: center;">Especially if team needs additional clues about jet fuel danger</p>	<p>Give this card to the Control Room Supervisor and have a short discussion if desired.</p>

<p style="text-align: center;">  NEWS CREW CALLING </p>	<p style="text-align: center;">Any time</p>		<ol style="list-style-type: none"> 1. Give this card to the Shift Manager. 2. Instruct them to follow you to a location away from their teams. 3. Detain them for one minute. 4. You may allow them to discuss their responses to the reporter with each other now, or get their individual responses during the After-Action Review.
<p style="text-align: center;">  HELICOPTER AVAILABLE </p>	<p style="text-align: center;">Any time after teams are well underway</p>		<ol style="list-style-type: none"> 5. Give this card to the Shift Manager. 6. The Shift Manager may approach you at any time. 7. Negotiate as desired. Their request should reasonably fit in a helicopter and be practical to obtain. 8. Record responses for use in After-Action Review.
<p style="text-align: center;">  YOUR CNO ASKS </p>	<p style="text-align: center;">Any time after teams are well underway</p>	<p style="text-align: center;">Especially if team could benefit from an additional distraction</p>	<p style="text-align: center;">Give this card to the Shift Manager and have a short discussion as desired.</p>
<p style="text-align: center;">  FAMILY INQUIRY </p>	<p style="text-align: center;">After warning from Debbie Wallace, Communications Director</p>		<p style="text-align: center;">Give this card to the Control Room Supervisor and have a short discussion as desired.</p> <p style="text-align: center;">Note that Ryan is either missing or known to be injured (if UNKNOWN CONDITIONS card 16 is turned over).</p>
<p style="text-align: center;">  ACCOUNTABILITY REPORT DUE </p>	<p style="text-align: center;">When cued by video (after Multiple Choice)</p>	<p style="text-align: center;">Mandatory</p>	<p style="text-align: center;">Give this card to the Shift Manager, and remove UNKNOWN CONDITIONS cards 1, 6, 7, and 16.</p> <p style="text-align: center;">This card creates a negative consequence if the Security Supervisor has ignored this duty.</p>