



## FACILITATOR JOB AID TOXIC GAS SCENARIO INJECTS

Use these injects during the exercise as desired to add challenges and stimulate additional discussion.

All injects cards are lettered. As instructed, give green cards to team members. Look for symbols in the lower right corner of the video, during TAKE ACTION segments, as a guide to use each inject at an appropriate time.

The shapes are reminders to apply the injects as follows:







**MANDATORY**







Use in sync with video.



**OPTIONAL**

Use at your discretion.

CARD(S)	WHEN	CONDITIONS	INSTRUCTIONS
 <b>TOXIC INHALATION HAZARD</b>	<p style="text-align: center;"><b>When cued by video</b></p>	<p style="text-align: center;"><b>Mandatory</b></p>	<p>Give this card to the Unit Supervisor to provide critical information about the toxic gas release.</p>
 <b>TOXIC GAS DETECTION</b>	<p style="text-align: center;"><b>When cued by video</b></p>	<p style="text-align: center;"><b>Mandatory</b></p>	<p>Give this card to the Technical Supervisor to provide critical information about the toxic gas release.</p>
 <b>PERSONNEL SAFETY</b>	<p style="text-align: center;"><b>When cued by video</b></p>	<p style="text-align: center;"><b>Mandatory</b></p>	<p>Give this card to the Security Supervisor to provide critical information about the toxic gas release.</p>
 <b>NRC HEADQUARTERS OPERATIONS OFFICER ASKS</b>	<p style="text-align: center;">Any time (preferably early)</p>	<p style="text-align: center;">Especially if team needs a push to balance plant and personnel safety</p>	<p>Give this card to the Control Room Supervisor and have a short discussion if desired.</p>

<p style="text-align: center;">   <b>NEWS CREW CALLING</b> </p>	<p style="text-align: center;">Any time</p>		<ol style="list-style-type: none"> <li>1. Give this card to the Shift Manager.</li> <li>2. Instruct them to follow you to a location away from their teams.</li> <li>3. Detain them for one minute.</li> <li>4. You may allow them to discuss their responses to the reporter with each other now, or get their individual responses during the After-Action Review.</li> </ol>
<p style="text-align: center;">   <b>HELICOPTER AVAILABLE</b> </p>	<p style="text-align: center;">Any time after teams are well underway</p>		<ol style="list-style-type: none"> <li>1. Give this card to the Shift Manager.</li> <li>2. The Shift Manager may approach you at any time.</li> <li>3. Negotiate as desired. Their request should reasonably fit in a helicopter and be practical to obtain.</li> <li>4. Record responses for use in After-Action Review.</li> </ol>
<p style="text-align: center;">   <b>YOUR CNO ASKS</b> </p>	<p style="text-align: center;">Any time after teams are well underway</p>	<p style="text-align: center;">Especially if team could benefit from an additional distraction</p>	<p>Give this card to the Shift Manager and have a short discussion as desired.</p>
<p style="text-align: center;">   <b>FAMILY INQUIRY</b> </p>	<p style="text-align: center;">Any time after the update from Emilio</p>		<p>Give this card to the Control Room Supervisor and have a short discussion as desired.</p> <p>Note that Sam was exposed to the toxic gas plume outside of the Diesel Generator Building.</p>
<p style="text-align: center;">   <b>SPENT FUEL TEMPERATURE</b> </p>	<p style="text-align: center;"><b>When cued by video</b></p>	<p style="text-align: center;"><b>Mandatory</b></p>	<p>Give this card to the Control Room Supervisor.</p>
<p style="text-align: center;">   <b>SPENT FUEL POOL MONITORING</b> </p>	<p style="text-align: center;"><b>When cued by video</b></p>	<p style="text-align: center;"><b>Mandatory</b></p>	<p>Give this card to the Unit Supervisor.</p>