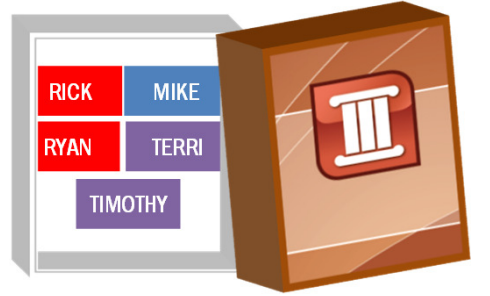
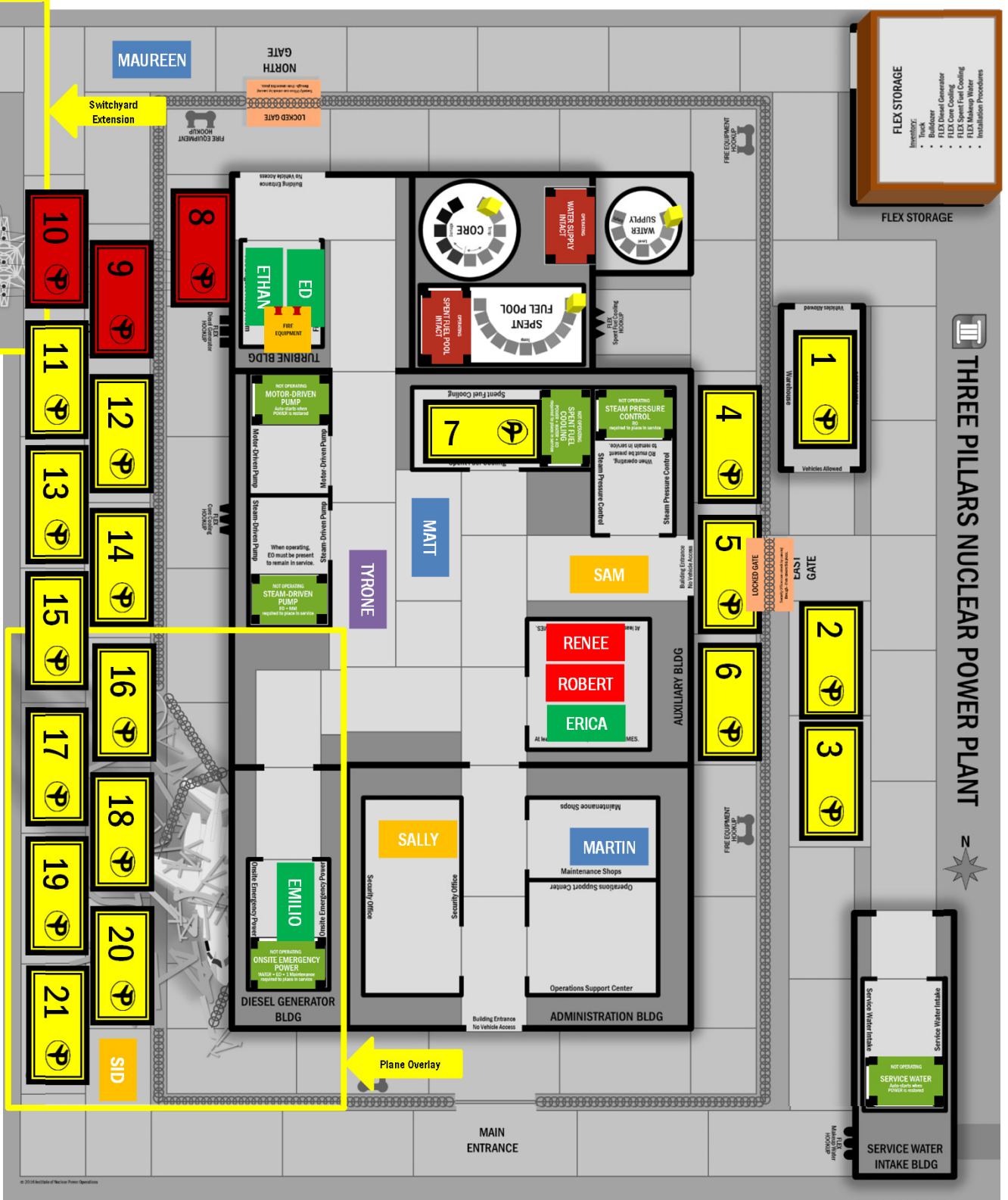


PLANE CRASH SCENARIO SETUP MAP


Complete checklist on other side.




PLANE CRASH SCENARIO CHECKLIST

Map on other side.

BOARD

In addition to the regular board, add the Plane Overlay and the Switchyard Extension. Each has the  logo.

UNKNOWN CONDITIONS

Set out the yellow and red numbered cards with the  logo as shown on the map.*

STATUS TILES

For each of the eight pieces of equipment, set out the red or green STATUS tile as shown on the map.* See itemized checklist at right.

LOCKED GATES

Add the LOCKED GATE tiles at the North Gate and the East Gate.

PEOPLE

Position the people as shown on the map. Place unaccounted-for people in the small box. See itemized checklist at right.

FLEX STORAGE

Load the FLEX STORAGE box as indicated on the lid.

Make sure the FLEX EQUIPMENT procedures are affixed with the sticker on the inside of the lid, or added on a card or piece of paper.

PLANT CONDITIONS INDICATORS

Place the three yellow cubes on their indicator dials, all located in the Containment Building, as shown on the map.

PARTICIPANT MATERIALS and ASSIGNMENTS

Set out the Role Sheets and Badges at positions around the board.

Tip: Place the Control Room Supervisor at the Containment Building. This team member will be controlling the Plant Conditions Indicators.

If there are fewer than six participants at the table, group roles as shown at right.

SPINNER

Place the spinner with the team member to the left of the Shift Manager.

ADJUSTMENTS for THIS SCENARIO

Place a FIRE EQUIPMENT tile in the Fire Brigade Ready Room with Ed and Ethan.

STATUS Tiles Checklist:

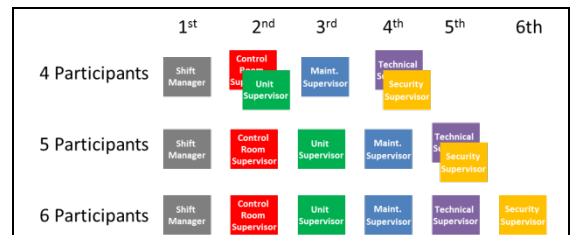
<input type="checkbox"/> Water Supply	RED
<input type="checkbox"/> Spent Fuel Pool	RED
<input type="checkbox"/> SFP Cooling	GREEN
<input type="checkbox"/> Steam Pressure Control	GREEN
<input type="checkbox"/> Motor-Driven Pump	GREEN
<input type="checkbox"/> Steam-Driven Pump	GREEN
<input type="checkbox"/> Onsite Emerg. Power	GREEN
<input type="checkbox"/> Service Water	GREEN

People Checklist, by position:

- MAUREEN
- ETHAN
- ED
- MATT
- TYRONE
- SAM
- RENEE
- ROBERT
- ERICA
- SALLY
- MARTIN
- EMILIO
- SID

Unaccounted for:

- RICK
- RYAN
- MIKE
- TERRI
- TIMOTHY



*Tip: Items on the map are arranged for your readability. To make the board more readable for participants, turn cards and tiles to be read from the nearest edge of the board.